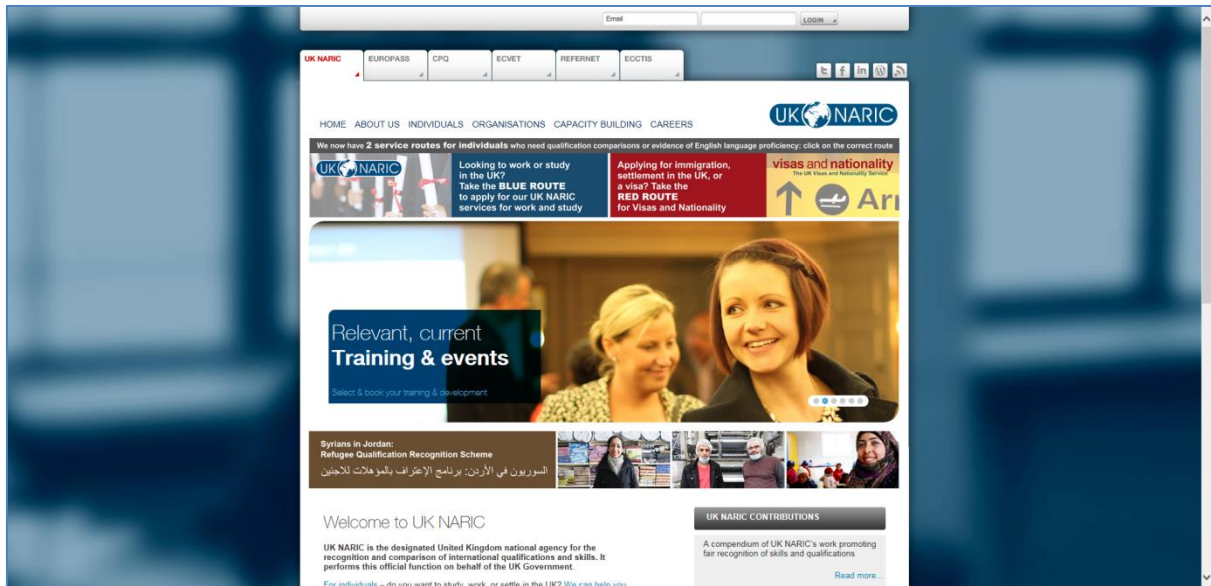




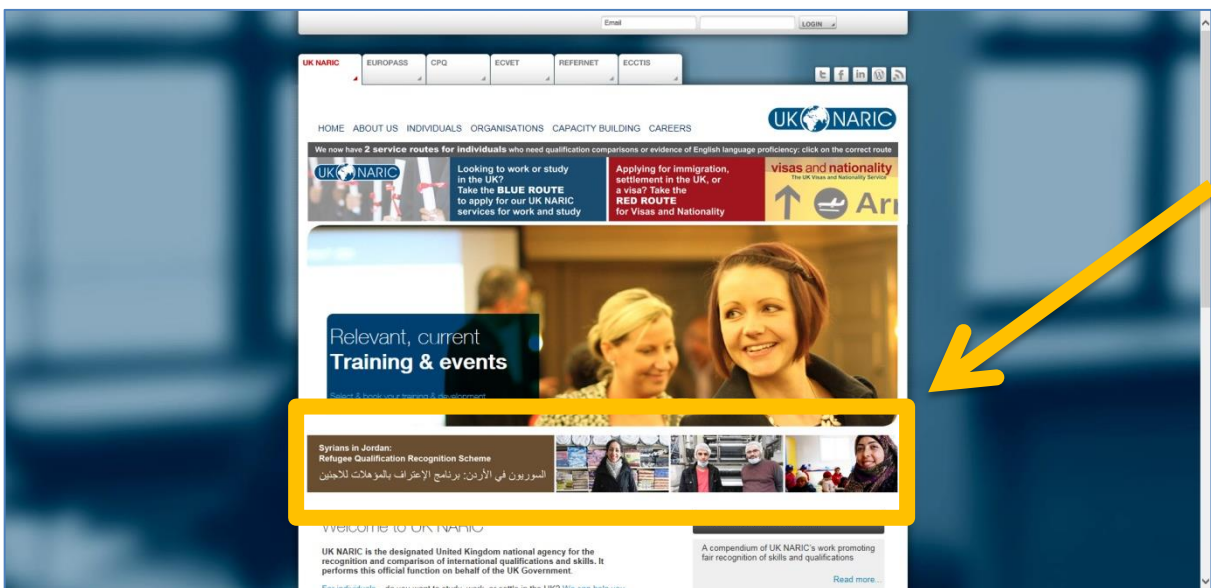
## UK NARIC Syrians in Jordan (SIJ): How to Apply

The UK NARIC Syrians in Jordan project provides qualification recognition for Syrian refugees in Jordan. To apply for this service, please follow these simple steps.

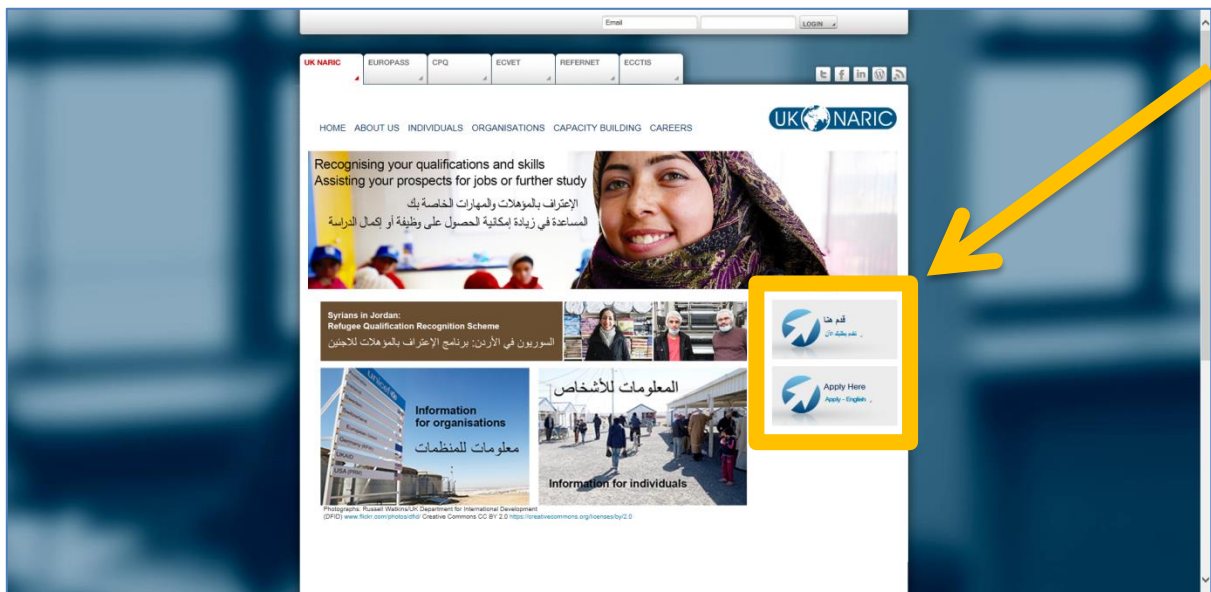
Go to <https://www.naric.org.uk/naric/>



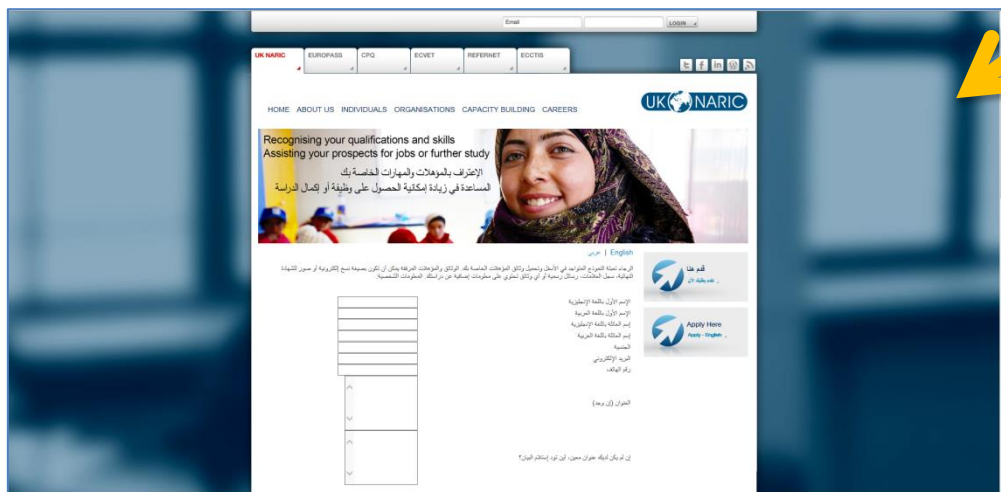
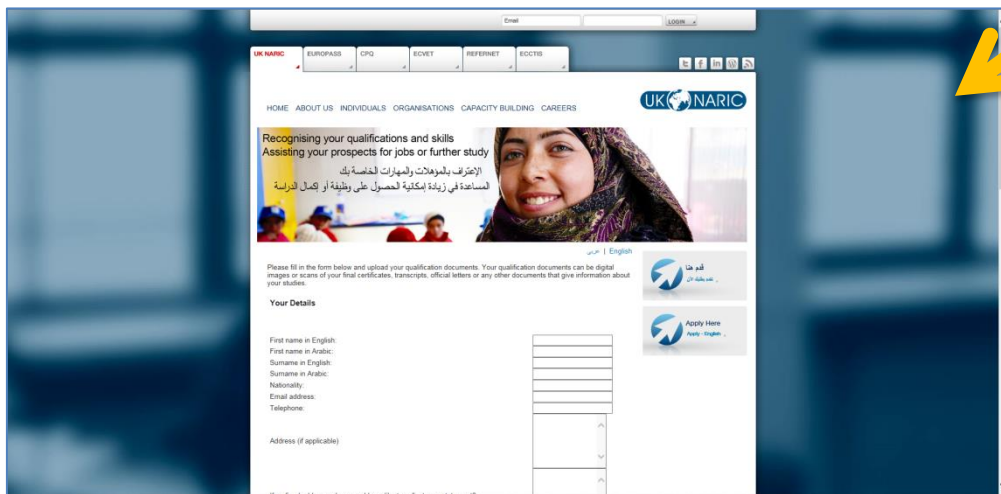
Click on the 'Syrians in Jordan: Refugee Qualification Scheme' banner.



Select the language of your application here:

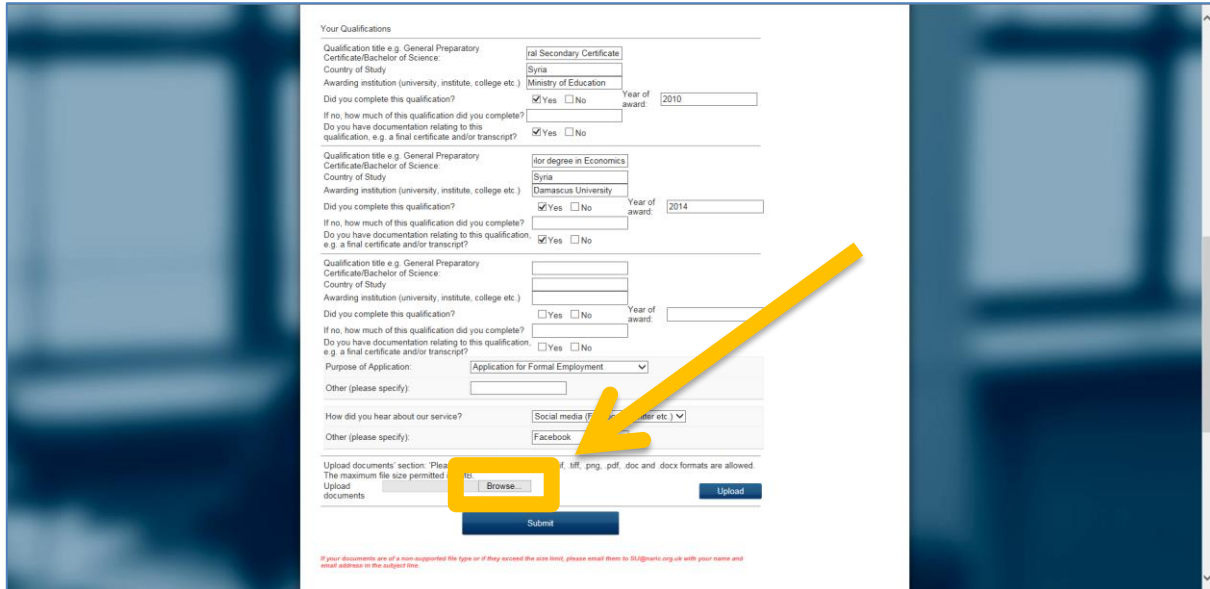


The application forms look like this:



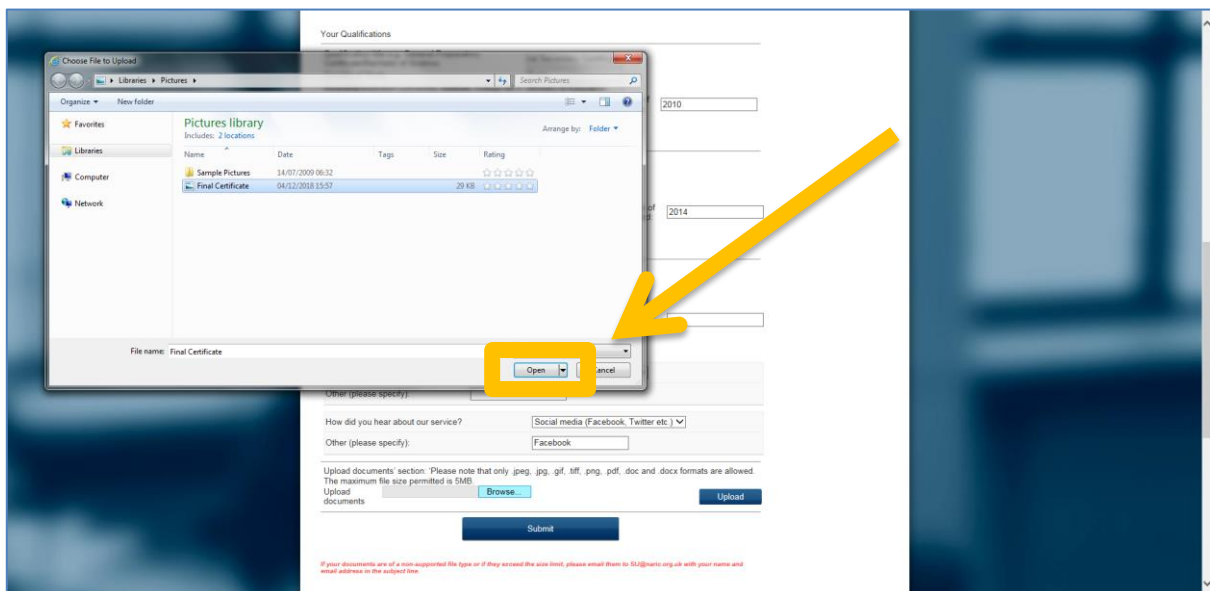
Please fill out the forms in as much detail as possible – don't forget to include the area code with your phone number!

Once you have entered your qualification details, you can upload supporting documents by clicking 'Browse'. Please upload as many relevant supporting documents as you can.



The screenshot shows a web form titled "Your Qualifications" with three sections for entering qualification details. Each section includes fields for qualification title, country of study, awarding institution, completion status, and documentation. A yellow arrow points to the "Browse" button in the "Upload documents" section, which is highlighted with a yellow box. Below the form, there is a "Submit" button and a small red text note: "If your documents are of a non-supported file type or if they exceed the size limit, please email them to: [DU@nato.org.uk](mailto:DU@nato.org.uk) with your name and email address in the subject line."

Choose the image file that you would like to upload and click 'Open'.



Please make sure that the whole of each document is visible and in focus.

Please note that we are happy to accept scans, PDF files and high-quality smartphone photographs of your documents. However, .zip files are not accepted; only .jpg, .pdf, .tif, .gif, and .png files are.

Please also note that emails sent to this address must not exceed 5MB in size.

To complete your upload, click 'Upload'. You can upload multiple files if necessary.

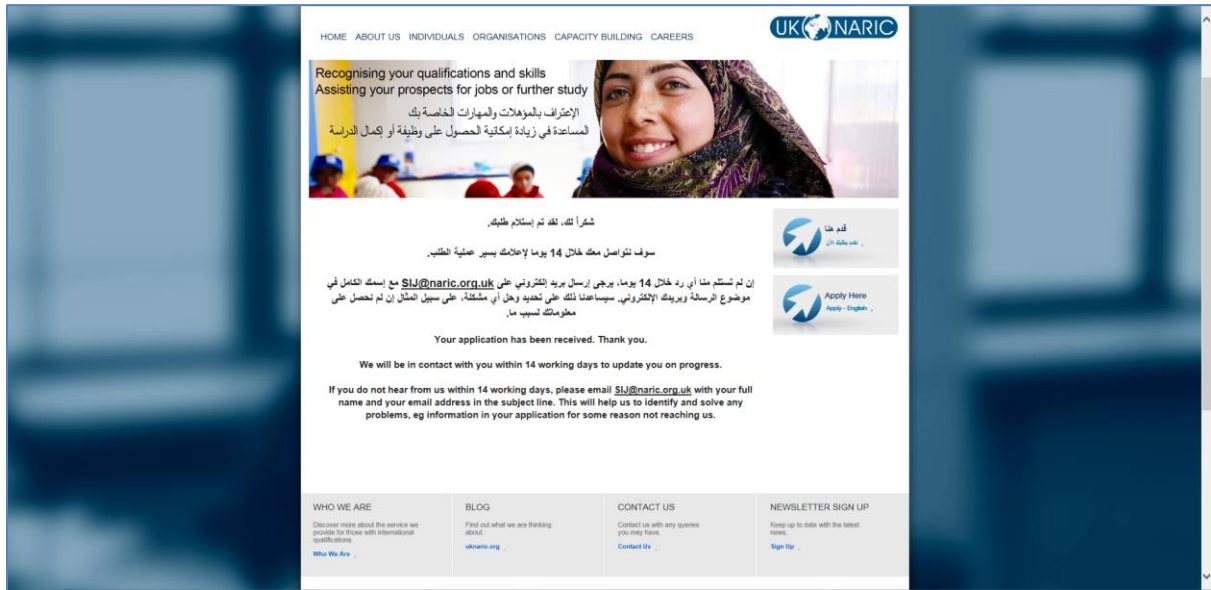
The screenshot shows a web form titled "Your Qualifications" with three sections for different qualifications. Each section includes fields for qualification title, country of study, awarding institution, completion status, and documentation. The first two sections are filled out with "General Secondary Certificate" (2010) and "Bachelor degree in Economics" (2014). The third section is empty. Below the form, there is an "Upload documents" section with a "Browse" button and an "Upload" button. A yellow arrow points to the "Upload" button, and a yellow box highlights it. At the bottom, there is a "Submit" button and a small red note: "If your documents are of a non-supported file type or if they exceed the size limit, please email them to SL@ntrc.org.uk with your name and email address in the subject line."

Once you have uploaded all of your documents and completed your application, please click 'Submit'.

This screenshot is identical to the one above, showing the "Your Qualifications" form. In this version, the "Upload" button is no longer highlighted. Instead, a yellow arrow points to the "Submit" button, which is now highlighted with a yellow box. The "Upload documents" section shows a "Browse" button and an "Upload" button. The "Submit" button is at the bottom of the form. The same red note is present at the bottom.



The following screen will be displayed – you have completed your application! We will look at the information and supporting documents that you have provided, and will get back to you as soon as possible.



If you have any further questions, please email [sij@naric.org.uk](mailto:sij@naric.org.uk)